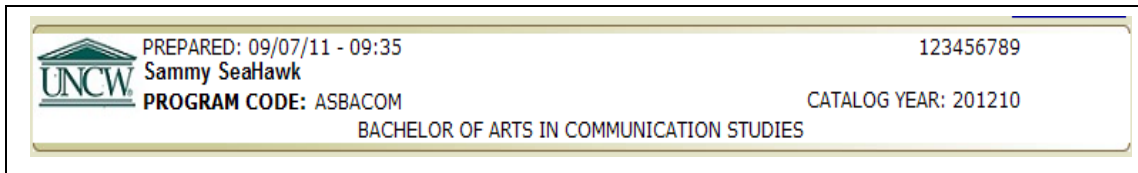





## Quick Guide to reading the Interactive Degree Audit

The degree audit system has been updated to include some interactive tools, in addition to displaying students' progress in the requirements of their degree program. Here is a basic guide to the new features:

A

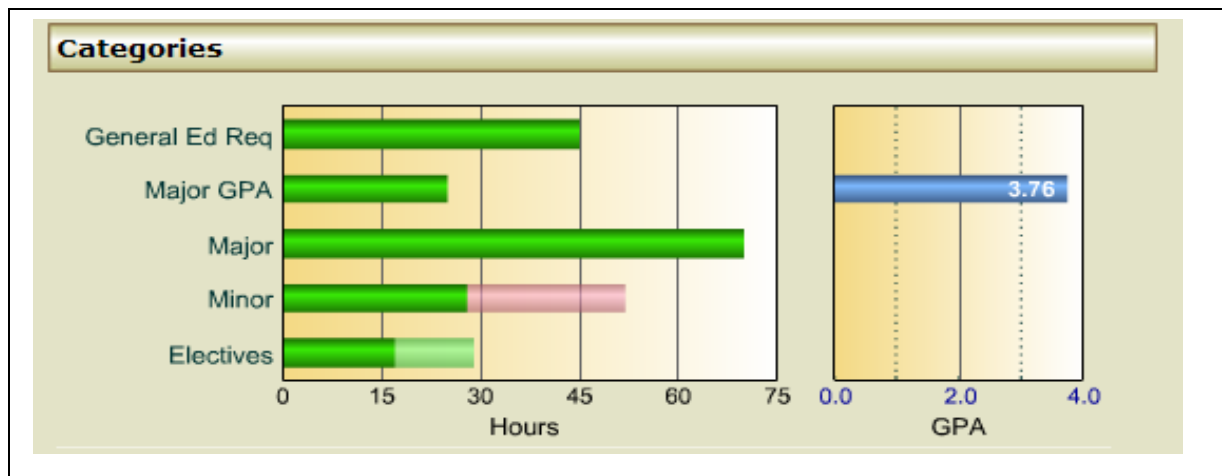


B



*Note: Clicking on these does not reposition to another screen. Hovering with the mouse will display more information.*

C



**A. TOP HEADER** - Student ID, Name, Major, Catalog Year, Date and Time audit ran, and shows current level of interactive audit

**B. UNIVERSITY REQUIREMENTS PIE CHART** - pie chart of student's progress toward the minimum overall credit hours and GPA to graduate. This pie chart and vertical bar graph are not interactive.

**C. CATEGORIES** - horizontal bar graphs of the University and Degree Requirements. Click or hover on any bar graph under "Categories" to drill down into more detail. The three levels are:

- Audit Level
- Category Level
- Requirement Level

To return to a previous level, click on the links after "You are here":

You are here > [Audit](#) > [Category](#) > [Requirement](#)

